

Optional Items

•Fork (mm) 10/13/15/18BR-9 : 750/850/1050/1200/1350/1500 20/25BR-9 : 900/1000/1200/1350/1500/ 1650/1800 30BR-9 (Hook) : 900/1150/1200/1350/1500/ 1650/1800/2400	•Tire 10/13/15/18BR-9 Option 1: All Urethane Option 2: All Rubber Option 3: All Non - Marking Option 4: All Vulkollan Option 5: Load Urethane Caster, Drive Non - Marking 20/25/30 BR-9 Option 1: All Urethane Option 2: Load Urethane Caster, Drive Non - Marking Option 3: All Vulkollan	•Cold Storage (for -30℃ cold working environments) •M.C.V : 3-Spool (STD), 4-Spool •Beacon Lamp (AMBER,RED,BLUE) •Load Indicator •Rear Work Lamp •UL : ES •High Head Guard •Reverse Steering
--	--	--

10/13/15/18/20BR-9  
25/30BR-9

Electric Reach Trucks

MOVING YOU FURTHER

HYUNDAI HEAVY INDUSTRIES




HYUNDAI  
HEAVY INDUSTRIES

HYUNDAI | FORKLIFT  
HEAVY INDUSTRIES

Head Office (Sales Office)  
14th Fl., Hyundai Bldg. 75, Yulgok-ro, Jongno-gu, Seoul 110-796, Korea  
TEL (82) (2) 746-4609, 4753 / FAX (82) (2) 746-7444, 7445

Americas Operation : Hyundai Construction Equipment Americas, Inc.  
6100 ATLANTIC BOULEVARD NORCROSS GA 30071 U.S.A  
TEL (1) 847-678-823-7802 / FAX (1) 847-678-823-7778

Europe Operation : Hyundai Heavy Industries Europe N.V.  
VOSSENDAAL 11, 2440 GEEL, BELGIUM  
TEL (32) 14-56-2200 / FAX (32) 14-59-3405



PLEASE CONTACT

www.hyundai-ce.com 2015. 01 Rev. 0



# Your satisfaction is our priority!

Hyundai introduces a new line of **9-series** battery forklift trucks. The newly designed stand up reach trucks provide every operator comfortable driving, increased productivity and easy maintenance.

## Compact forklift with proven AC technology

- Maximum performance
- Comfortable operating room
- 3.5 inch LCD color Monitor
- Curve control system
- Load indicator (optional)



■ Some of the photos may include optional equipment.



# High Efficiency & Optimal Performance



Efficient, smooth running and powerful performance make your work more productive.

**10/13/15/18/20BR-9**  
**25/30BR-9**



**Direction Lever**  
The accelerator control provides the operator with precise and smooth directional control.



**Electric Power Steering(EPS)**  
EPS assures effortless steering allowing less fatigue to the operator. Machine performance and battery life are also enhanced.



**High Technology ZAPI Controller**  
The efficient, almost noiseless, 8khz(high frequency) ZAPI controller provides smooth quiet operation and protection for low & high voltage, overheating and fault recording.




**DC-DC Converter**  
DC-DC converter, satisfied with UL & CE, prevents from short circuit, overload and reverse polarity.



■ Some of the photos may include optional equipment.  
**Versatile Reach Stroke**  
Multi-roller reach assembly provides a smooth, controlled and safe load handling system. Extended reach allows unsurpassed versatility.



**Minimum Turning Radius**  
Compact design suitable for narrow aisle operation guarantees work efficiency and maximum space utilization.



**Advanced drive and lift performance with proven durability and low maintenance**  
The enclosed drive and pump motor with AC technology combine power, high maintenance intervals and excellent durability. The brushless AC motors offer improved efficiency and reduction maintenance cost.

■ Some of the photos may include optional equipment.



**Anti roll back system, travel speed and gradeability**  
Anti Roll-back system offers protection against the machine rolling back on a ramp in combination with exceptional ramp start capabilities.

Max.Gradeability (loaded)		Max.Travel Speed (Unloaded)	
Model	%	Model	Km / h
10BR-9	21	10BR-9	11.5
13BR-9	19	13BR-9	11.5
15BR-9	27	15BR-9	11
18BR-9	25	18BR-9	11
20BR-9	23	20BR-9	11
25BR-9	15	25BR-9	12
30BR-9	13	30BR-9	11



# Optimised Ergonomics & Advanced Safety



The safely designed driver's space makes your operating more comfortable.

**10/13/15/18/20BR-9**  
**25/30BR-9**



■ Some of the photos may include optional equipment.



■ Some of the photos may include optional equipment.

**Excellent visibility for safe operation**  
Optimized lift cylinder arrangement provides operator with wider visibility.



**Newly Designed Steer Control Handle**

A newly designed steering control coupled with our new Electric Power Steering control gives the operator exceptionally smooth and controlled steering for tight spaces.



**User Friendly Hydraulic Control Lever**

Minimal operator effort is required for precise, safe and productive control. As a standard layout is used, the operator learning curve is lessened.



**Non Slip Floor Mat**

A heavy, vibration dampening, non-slip floor mat reduces operator fatigue and allows for increased productivity and Removing the side cover provides wider space to the operator.



**Break Pedal**

Smoother breaking is assured by the balanced design of the pedal and maintenance costs are lowered as the cover is easily replaceable.



**Strong Overhead Guard**

The safety overhead guard meets EEC and ANSI regulations and protects the operator during hazardous work.



**Back Pad**

Applying the height adjustable back pad increases the convenience.



**Operator's Compartment**

A large and safe head cushion pad is positioned for operator's safety and comfort.



# Fast and Easy Maintenance

An ideal arrangement of components ensures easy access and convenience for maintenance.

**10/13/15/18/20BR-9**  
**25/30BR-9**



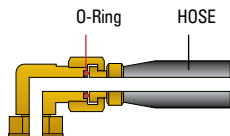
**Battery Disconnect Lever & Emergency Switch**  
Emergency switch is designed to be easily blocked in case of emergency.



**Disc Brake**  
Caliper disc brake increases braking force. Maintenance costs are lowered by easy replaceable brake pad.




**EPS (Electric Power Steering) System**  
EPS assures effortless steering allowing less fatigue to the operator, Machine performance and battery life are also enhanced.



**ORFS (O-Ring Face Seal)**  
ORFS type hose prevents the leaking of hydraulic oil.



**Hydraulic Oil Level Gauge**  
The level gauge is installed on the outside of Hydraulic oil tank and it helps to check the OIL level easily and to refill at a proper time.



**Concentrated Fuse Box for Easy Inspection**



**Improvement of Controller maintenance**

## Advanced LCD Monitor

Steering Wheel Position and running direction

Turtle mode

Speed (Digital)

Battery's state of charge

Thermometer warning lamp

Wrench warning lamp



**Key1 button**  
(roll up)

**Key5 button**  
(ESC Out)

**Key3 button**  
(Set down/Menu)

**Key4 button**  
(Set up/Performance)

**Key6 button**  
(Enter)

**Key2 button**  
(Roll down/Turtle)

The LCD color monitor with 3.5 inch graphic smart display allows the operator to easily and efficiently control the machine. The monitor provides information about speed & accelerator level, steer angle & travel direction, battery discharge indicator, hour meter & working mode. The optional load indicator displays the load weight in the monitor. The operator can select various performance modes to meet all working conditions. It is available multi-languages (maximum 11) for operator.

**H** (High) mode **N** (Normal) mode **E** (Economic) mode  
**Turtle mode**



## Easy battery replacement

The battery compartment is equipped with a side battery removal assembly for easy removal and replacement.



# New 9 Series

## Mast Specification (10/13BR-9)

Mast Type		Maximum Fork Height (mm)	Overall Height (Lowered) (mm)	Overall height (Extended)(mm)		Free Lift Height (mm)		Tilt Angle (deg) Fwd/Bwd	Load Capacity without side shift at (500mm LC)(kg)		Load Capacity with side shift at (500mm LC)(kg)		Truck Weight (Unloaded) (kg)	
				With Load Backrest	Without Load Backrest	With Load Backrest	Without Load Backrest		10BR-9	13BR-9	10BR-9	13BR-9	10BR-9	13BR-9
				10/13BR-9										
2- Stage Limited free lift	V250	2,525	1,741	3,525	3,084	267	267	5 / 5	1,000	1,250	1,000	1,250	2,094	2,103
	V270	2,725	1,841	3,725	3,284	267	267	5 / 5	1,000	1,250	1,000	1,250	2,108	2,117
	* V300	3,025	1,991	4,025	3,584	267	267	5 / 5	1,000	1,250	1,000	1,250	2,136	2,145
	V330	3,325	2,141	4,325	3,884	267	267	5 / 5	1,000	1,250	930	1,180	2,151	2,161
	V350	3,525	2,241	4,525	4,084	267	267	5 / 5	1,000	1,250	930	1,180	2,166	2,175
	V370	3,725	2,341	4,725	4,284	267	267	5 / 5	1,000	1,200	930	1,130	2,187	2,196
	V400	4,025	2,491	5,025	4,584	267	267	5 / 5	950	1,150	880	1,080	2,218	2,227
	V450	4,525	2,841	5,525	5,084	267	267	5 / 5	900	1,050	830	980	2,292	2,301
	V500	5,025	3,091	6,025	5,584	267	267	5 / 5	800	950	730	880	2,327	2,337
	V550	5,525	3,341	6,525	6,084	267	267	5 / 5	700	850	630	780	2,363	2,373
3 - Stage full free lift	TF370	3,735	1,807	4,735	4,294	772	1,213	5 / 5	1,000	1,200	930	1,130	2,266	2,275
	TF400	4,035	1,907	5,035	4,594	872	1,313	5 / 5	950	1,150	880	1,080	2,288	2,297
	TF430	4,335	2,007	5,335	4,894	972	1,413	5 / 5	900	1,100	830	1,030	2,310	2,319
	TF450	4,535	2,107	5,535	5,094	1,072	1,513	5 / 5	900	1,000	830	930	2,331	2,340
	TF470	4,735	2,157	5,735	5,294	1,127	1,563	5 / 5	850	950	780	880	2,342	2,351
	TF500	5,035	2,257	6,035	5,594	1,222	1,663	5 / 5	850	900	780	830	2,365	2,374
	TF550	5,535	2,457	6,535	6,094	1,422	1,863	5 / 5	700	750	630	680	2,427	2,436
	TF600	6,035	2,657	7,035	6,594	1,622	2,063	5 / 5	600	650	530	580	2,468	2,477
	TE650	6,535	2,857	7,535	7,094	1,822	2,263	5 / 5	500	550	430	480	2,511	2,520
	TE700	7,035	3,057	8,035	7,594	2,022	2,463	5 / 5	300	350	230	280	2,554	2,563

## Mast Specification (15/18BR-9)

Mast Type		Maximum Fork Height (mm)	Overall Height (Lowered) (mm)	Overall height (Extended)(mm)		Free Lift Height (mm)		Tilt Angle (deg) Fwd/Bwd	Load Capacity without side shift at (500mm LC)(kg)		Load Capacity with side shift at (500mm LC)(kg)		Truck Weight (Unloaded) (kg)	
				With Load Backrest	Without Load Backrest	With Load Backrest	Without Load Backrest		15BR-9	18BR-9	15BR-9	18BR-9	15BR-9	18BR-9
				15/18BR-9										
2- Stage Limited free lift	V250	2,525	1,741	3,525	3,084	267	267	5 / 5	1,500	1,800	1,500	1,800	2,327	2,319
	V270	2,725	1,841	3,725	3,284	267	267	5 / 5	1,500	1,800	1,500	1,800	2,341	2,333
	* V300	3,025	1,991	4,025	3,584	267	267	5 / 5	1,500	1,800	1,500	1,800	2,369	2,358
	V330	3,325	2,141	4,325	3,884	267	267	5 / 5	1,500	1,800	1,430	1,730	2,384	2,376
	V350	3,525	2,241	4,525	4,084	267	267	5 / 5	1,500	1,800	1,430	1,730	2,399	2,390
	V370	3,725	2,341	4,725	4,284	267	267	5 / 5	1,500	1,800	1,430	1,730	2,420	2,411
	V400	4,025	2,491	5,025	4,584	267	267	5 / 5	1,450	1,800	1,380	1,730	2,451	2,443
	V450	4,525	2,841	5,525	5,084	267	267	5 / 5	1,350	1,800	1,280	1,730	2,525	2,516
	V500	5,025	3,091	6,025	5,584	267	267	5 / 5	1,250	1,600	1,180	1,530	2,560	2,552
	V550	5,525	3,341	6,525	6,084	267	267	5 / 5	1,100	1,050	1,030	980	2,596	2,588
3 - Stage full free lift	TF370	3,735	1,807	4,735	4,294	772	1,213	5 / 5	1,500	1,800	1,430	1,730	2,499	2,502
	TF400	4,035	1,907	5,035	4,594	872	1,313	5 / 5	1,450	1,800	1,380	1,730	2,521	2,524
	TF430	4,335	2,007	5,335	4,894	972	1,413	5 / 5	1,400	1,750	1,330	1,680	2,543	2,546
	TF450	4,535	2,107	5,535	5,094	1,072	1,513	5 / 5	1,350	1,700	1,280	1,630	2,564	2,567
	TF470	4,735	2,157	5,735	5,294	1,127	1,563	5 / 5	1,300	1,650	1,230	1,580	2,575	2,578
	TF500	5,035	2,257	6,035	5,594	1,222	1,663	5 / 5	1,200	1,550	1,130	1,480	2,598	2,601
	TF550	5,535	2,457	6,535	6,094	1,422	1,863	5 / 5	1,050	1,350	980	1,280	2,660	2,663
	TF600	6,035	2,657	7,035	6,594	1,622	2,063	5 / 5	900	1,050	830	980	2,701	2,704
	TE650	6,535	2,857	7,535	7,094	1,822	2,263	5 / 5	750	800	680	730	2,744	2,747
	TE700	7,035	3,057	8,035	7,594	2,022	2,463	5 / 5	550	550	480	480	2,787	2,790

\* Standard  
※ TF-Mast : Wide Visible 3-Stage Full Free Lift Mast with 1 Free Lift Cylinders.

## Mast Specification (20BR-9)

Mast Type		Maximum Fork Height (mm)	Overall Height (Lowered) (mm)	Overall Height(Extended) (mm)		Free Lift Height (mm)		Tilt Angle (deg) Fwd / Bwd	Load Capacity without side shift at (500mm LQ)(kg)	Load Capacity with side shift at (500mm LQ)(kg)	Truck Weight (Unloaded) (kg)
				With Load Backrest	Without Load Backrest	With Load Backrest	Without Load Backrest				
		20BR-9									
2- Stage Limited free lift	V250	2,535	1,741	3,525	3,084	277	277	5 / 5	2,000	2,000	2,520
	V270	2,735	1,841	3,725	3,284	277	277	5 / 5	2,000	2,000	2,534
	* V300	3,035	1,991	4,025	3,584	277	277	5 / 5	2,000	2,000	2,559
	V330	3,335	2,141	4,325	3,884	277	277	5 / 5	2,000	1,920	2,577
	V350	3,535	2,241	4,525	4,084	277	277	5 / 5	2,000	1,920	2,591
	V370	3,735	2,341	4,725	4,284	277	277	5 / 5	2,000	1,920	2,612
	V400	4,035	2,491	5,025	4,584	277	277	5 / 5	2,000	1,920	2,644
	V450	4,535	2,841	5,525	5,084	277	277	5 / 5	1,950	1,870	2,717
	V500	5,035	3,091	6,025	5,584	277	277	5 / 5	1,850	1,770	2,753
	V550	5,535	3,341	6,525	6,084	277	277	5 / 5	1,750	1,670	2,789
3 - Stage full free lift	TF370	3,745	1,807	4,735	4,294	772	1,213	5 / 5	2,000	1,920	2,703
	TF400	4,045	1,907	5,035	4,594	872	1,313	5 / 5	1,950	1,870	2,726
	TF430	4,345	2,007	5,335	4,894	972	1,413	5 / 5	1,900	1,820	2,748
	TF450	4,545	2,107	5,535	5,094	1,072	1,513	5 / 5	1,850	1,770	2,768
	TF470	4,745	2,157	5,735	5,294	1,122	1,563	5 / 5	1,800	1,720	2,779
	TF500	5,045	2,257	6,035	5,594	1,222	1,663	5 / 5	1,750	1,670	2,802
	TF550	5,545	2,457	6,535	6,094	1,422	1,863	5 / 5	1,700	1,620	2,864
	TF600	6,045	2,657	7,035	6,594	1,622	2,063	5 / 5	1,600	1,520	2,905
	TE650	6,545	2,857	7,535	7,094	1,822	2,263	5 / 5	1,300	1,220	2,948
	TE700	7,045	3,057	8,035	7,594	2,022	2,463	5 / 5	700	620	2,991

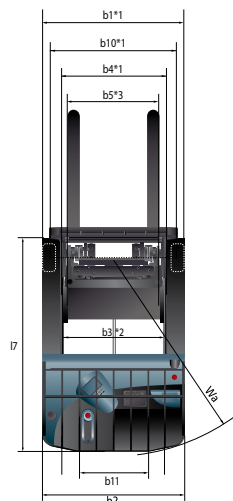
\* Standard  
※ TF-Mast : Wide Visible 3-Stage Full Free Lift Mast with 1 Free Lift Cylinders.

## Mast Specification (25/30BR-9)

Mast Type		Maximum Fork Height (mm)	Overall Height (Lowered) (mm)	Overall Height(Extended) (mm)			Free Lift Height (mm)		Tilt Angle (deg) Fwd / Bwd	Load Capacity without side shift at (500mm LC)(kg)		Load Capacity with side shift at (500mm LC)(kg)		Truck Weight (Unloaded) (kg)	
				With Load Backrest	Without Load Backrest		With Load Backrest	Without Load Backrest							
		25/30BR-9			25BR-9	30BR-9	25/30BR-9			25BR-9	30BR-9	25BR-9	30BR-9	25BR-9	30BR-9
2- Stage Limited free lift	V250	2,505	1,775	3,530	3,126	3,167	293	293	5/5	2,500	3,000	2,500	3,000	2,924	3,229
	V270	2,750	1,875	3,730	3,326	3,367	293	293	5/5	2,500	3,000	2,500	3,000	2,940	3,245
	* V300	3,005	2,025	4,030	3,626	3,667	293	293	5/5	2,500	3,000	2,500	3,000	2,965	3,269
	V330	3,305	2,175	4,330	3,926	3,967	293	293	5/5	2,500	3,000	2,420	2,920	2,989	3,294
	V350	3,505	2,275	4,530	4,126	4,167	293	293	5/5	2,500	3,000	2,420	2,920	3,005	3,310
	V370	3,705	2,425	4,730	4,326	4,367	293	293	5/5	2,500	3,000	2,420	2,920	3,037	3,342
	V400	4,005	2,575	5,030	4,626	4,667	293	293	5/5	2,500	3,000	2,420	2,920	3,077	3,382
	V430	4,305	2,725	5,330	4,920	4,967	293	293	5/5	2,500	3,000	2,420	2,920	3,134	3,439
	V450	4,505	2,875	5,530	5,126	5,167	293	293	5/5	2,450	2,950	2,370	2,870	3,159	3,464
	V470	4,705	2,975	5,730	5,326	5,367	293	293	5/5	2,400	2,900	2,320	2,820	3,175	3,480
V500	5,005	3,125	6,030	5,626	5,667	293	293	5/5	2,300	2,850	2,220	2,770	3,199	3,504	
3- Stage full free lift	TF370	3,705	1,827	4,828	4,378		659	1,166	5/5	2,500	3,000	2,420	2,920	3,154	3,464
	TF400	4,005	1,927	5,128	4,678		759	1,266	5/5	2,500	3,000	2,420	2,920	3,179	3,488
	TF430	4,305	2,027	5,428	4,978		859	1,366	5/5	2,500	3,000	2,420	2,920	3,204	3,513
	TF450	4,505	2,127	5,628	5,178		959	1,466	5/5	2,450	3,000	2,370	2,920	3,227	3,536
	TF470	4,705	2,177	5,828	5,378		1,009	1,516	5/5	2,400	2,900	2,320	2,820	3,241	3,551
	TF500	5,005	2,277	3,128	5,678		1,109	1,616	5/5	2,300	2,850	2,220	2,770	3,265	3,574
	TF550	5,505	2,477	6,628	6,178		1,309	1,816	5/5	2,150	2,600	2,070	2,520	3,354	3,663
	TF600	6,005	2,677	7,128	6,678		1,509	2,016	5/5	2,100	2,250	2,020	2,170	3,402	3,712
	TF650	6,505	2,877	7,628	7,178		1,709	2,216	5/5	1,500	1,550	1,420	1,470	3,453	3,762
	TF700	7,005	3,077	8,128	7,678		1,909	2,416	5/5	1,050	1,100	970	1,020	3,501	3,810
TF750	7,505	3,227	8,628	8,178		2,059	2,566	5/5	600	850	520	770	3,534	3,843	



## Load Capacity



## Specification

\*3 : TF Mast applied wide carriage (25/30BR-9 : 161mm extended)